


LANDSCAPE Painting Class



With Artist Larry Christensen

Oil Painting Workshop
Monday, April 16, 1 to 4 PM
Springville Senior Citizens Center

Previous oil painting experience is needed for this class.

Cost is \$7 and must be paid by April 9th. Preference for available spaces will be given to current art class members.

Oil Painting List of Materials

1. Titanium White (Not Shown)
2. Cadmium Yellow Light
3. Cadmium Yellow Medium
4. Cadmium Orange
5. Cadmium Red Light
6. Naphthol Red
7. Alizarin Crimson
8. Cobalt Violet
9. Dioxanine Purple
10. Ultramarine Blue
11. Pthalo (Pthalocynine) Blue
12. Cerulean Blue
13. Viridian Green
14. Pthalo Yellow Green

Almost every color can be mixed by combining the **Primary Colors** Cadmium Yellow Light, Alizarin Crimson, Pthalo Blue, and White, but it is somewhat complicated and challenging.

Most beginning kits have White, Yellow, Red, Blue, and Green, plus Yellow Ochre, Burnt Sienna, or Raw Sienna, and Ivory Black (Known as the Earth tones). They are all great colors (HUES), and I have them plus several others like: Naples Yellow, Raw Sienna, Indigo Blue, and Thio Violet just to name a few in my paint box. If you already have colors, by all means bring them.

Solvents: Turpenoid, or Water for Acrylics


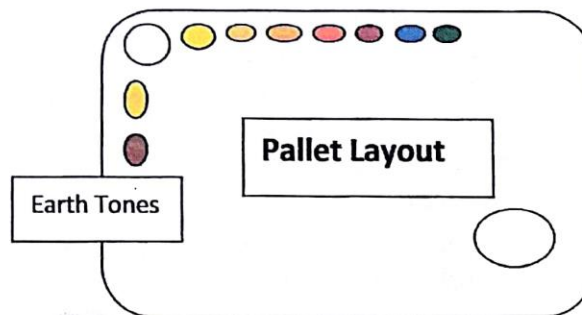
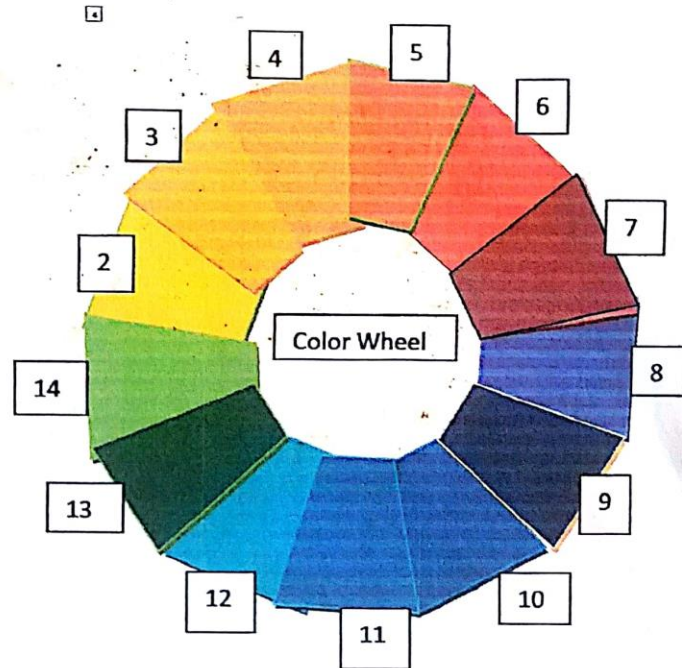
Containers: For solvents to wash the brushes

Paper Towels-Rags: Again to clean Brushes and pallet

Grounds to Paint on: Canvas, paper, or panels to paint on

Easels if you have your own.

Brushes: One Round #6, Four Flats # 4, 8, 12, 14 If you have them



**Blick® Masterstroke® Pure Hog Bristle
6-Brush Flat Set**
Series 9008. Includes one each of Size 2, 4, 6, 8,
and 10 and 12 Flat.